

STRADA-SQ

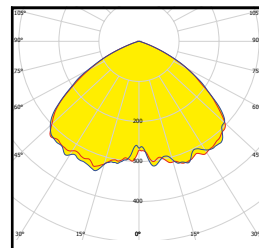
Square-shaped single lenses for street and high bay lighting

LEDiL's STRADA-SQ optics with 25x25mm footprint allows compact and versatile light engines, as well as the possibility to mix different beams inside one luminaire. Compatibility with the latest Super High Power LEDs ensures you get a strong lumen output from a relatively small area.

NEW

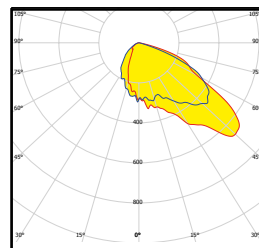
STRADA-SQ-C

Canopy, emergency lighting (anti panic), batwing light distribution



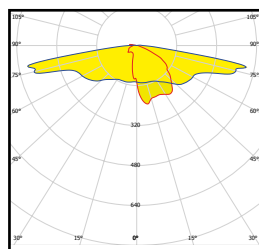
STRADA-SQ-PX

For pedestrian crossings with right side traffic



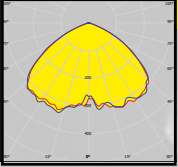
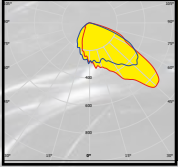
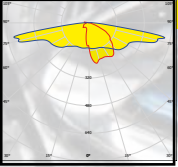
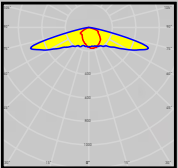
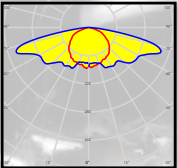
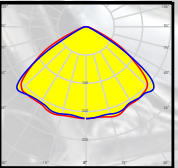
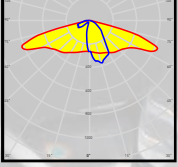
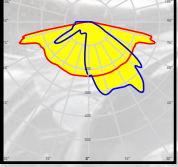
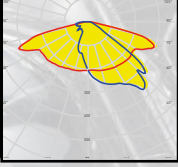
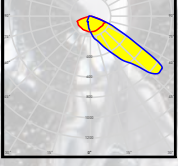
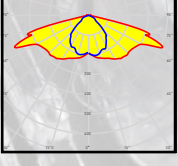
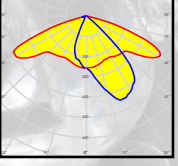
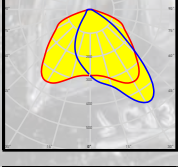
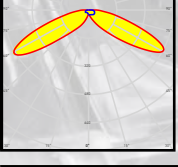
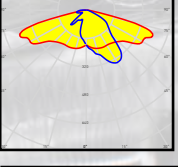
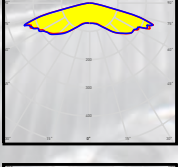
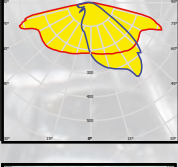
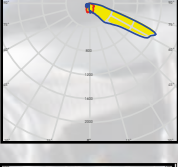
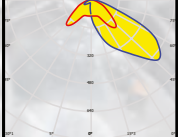
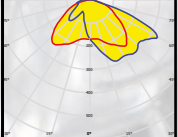
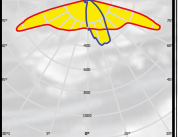
STRADA-SQ-SCL

Type II/III (Long) for very wide pole to pole distances



COMPATIBILITY

- Up to 7070 size LED packages

	NEW STRADA-SQ-C D: 25 x 25 mm H: 9,9 mm Typ. eff.: 92%		NEW STRADA-SQ-PX D: 25 x 25 mm H: 9,2 mm Typ. eff.: 93%		NEW STRADA-SQ-SCL D: 25 x 25 mm Typ. eff.: 93%
	STRADA-SQ-ANZ-P D: 25 x 25 mm Typ. eff.: 91%		STRADA-SQ-ANZ-V D: 25 x 25 mm Typ. eff.: 93%		STRADA-SQ-CY D: 25x25 mm H: 10,1 mm Typ. eff.: 94%
	STRADA-SQ-T2 D: 25 x 25 mm H: 8,5 mm Typ. eff.: 90%		STRADA-SQ-T3 D: 25 x 25 mm H: 8,5 mm Typ. eff.: 90%		STRADA-SQ-ME D: 25 x 25 mm H: 8,8 mm Typ. eff.: 92%
	STRADA-SQ-FS D: 25 x 25 mm H: 12,3 mm Typ. eff.: 93%		STRADA-SQ-FS2 D: 25 x 25 mm H: 8,2 mm Typ. eff.: 90%		STRADA-SQ-A-T D: 25 x 25 mm H: 9,1 mm Typ. eff.: 93%
	STRADA-SQ-T-DN D: 25 x 25 mm H: 8,5 mm Typ. eff.: 90%		STRADA-SQ-T-DW D: 25 x 25 mm H: 11,4 mm Typ. eff.: 91%		STRADA-SQ-T-DWC D: 25 x 25 mm H: 9,1 mm Typ. eff.: 93%
	STRADA-SQ-VSM D: 25 x 25 mm H: 6,9 mm Typ. eff.: 93% Typ. FWHM: 152°		STRADA-SQ-T3B D: 25 x 25 mm H: 8,4mm, Typ. eff.: 93%		STRADA-SQ-FS3 D: 25 x 25 mm H: 16,2 mm Typ. eff.: 91%
	STRADA-SQ-FT D: 25 x 25 mm H: 12,5 mm Typ. eff.: 90%		STRADA-SQ-T4 D: 25 x 25 mm H: 9,4 mm Typ. eff.: 93%		STRADA-SQ-T2-B D: 25 x 25 mm H: 10,35 mm

ORDERING INFORMATION

CA16031_STRADA-SQ-C (with tape), C16029_STRADA-SQ-C (without tape)

C16014_STRADA-SQ-SCL (without tape), CA16015_STRADA-SQ-SCL (with tape)

CA16169_STRADA-SQ-PX (with tape), C16168_STRADA-SQ-PX (without tape)

Consult www.ledil.com/strada for ordering codes and latest product specifications, which may vary by LED.